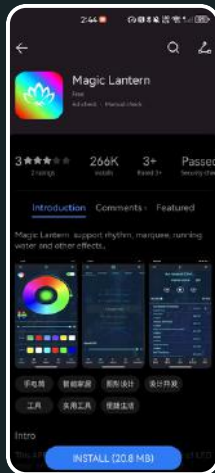
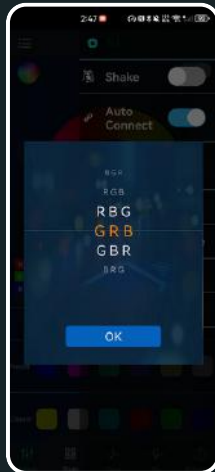
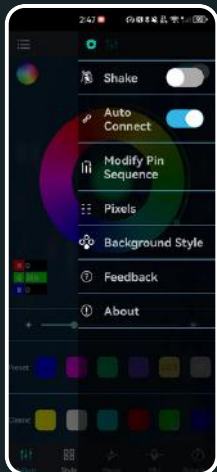


QUICK GUIDE



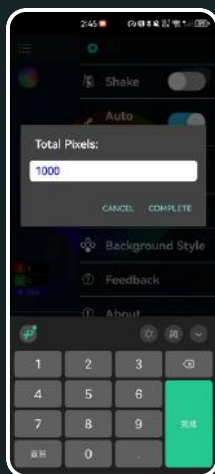
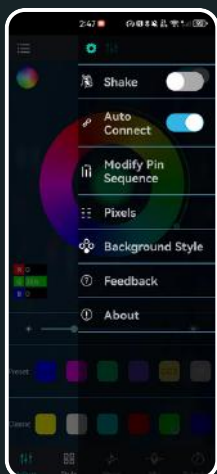
STEP ONE

Find the LED controller and scan the QR Code on it.
Download the App “Magic Lantern” to control the light.



STEP TWO

Select the “Modify Pin Sequence” and set it to “GRB”.



STEP FOUR

Select the “Pixels” and set it to “1000”.
Then set the Brightness as around 30%.

NOW, YOU ARE READY TO EXPERIMENT WITH DIFFERENT COLORS USING THE APP.